

A New Species of the Genus *Bandar* (Coleoptera,
Cerambycidae, Prioninae) from Malaysia,
with Notes on *Bandar khooi* HAYASHI

ZIRO KOMIYA

3–2–14 Shimouma, Setagaya-ku, Tokyo, 154–002 Japan

Abstract A new species of the genus *Bandar* found in East Malaysia (Sabah) is described under the name *Bandar kurosawai* sp. nov. *Bandar fisheri khooi* HAYASHI, 1975 is revived from a junior synonym of *B. pascoei*.

It is well known that the late Dr. Yoshihiko KUROSAWA had interest in a part of the Cerambycidae such as the Callichromini, but it is little known that his interest and knowledge also covered the subfamily Prioninae of Asia. When I started in the study of the world Prioninae in 1977, he gave me many useful suggestions and through them, I knew his extensive knowledge about this subfamily. Later, when I met him by chance in 1993, he told me that he believed the genus *Bandar* from Malaysia included at least one unknown species and suggested me to investigate it. I believe this paper will confirm the accuracy of his supposition on this genus, though many years have passed since it was given. I would like to dedicate this paper with deep gratitude to the late Dr. Yoshihiko KUROSAWA for his suggestion as well as many advice given to me for my study on the Prioninae in his lifetime.

Bandar is a small genus of the tribe Macrotomini distinct in having the third antennal segments robust and prism-formed. It was classified into one species *B. pascoei* and its subspecies by QUENTIN and VILLIERS (1981), and this paper has often been referred to by many workers during the recent two decades. However, in classifying a long series of specimens mainly collected from Malaysia in recent ten years, I recognized two other species in this genus. In this paper, I am going to describe a new species under the name *Bandar kurosawai* sp. nov. and also going to revive *B. khooi* HAYASHI, 1975 as an independent species with notes on the male. This species was originally described as a subspecies of *Macrotoma fisheri* based on a single female from middle West Malaysia, and was regarded as a junior synonym of *Bandar pascoei* by QUENTIN and VILLIERS (1981).

I would like to express my cordial thanks to Dr. Shun-Ichi UENO of the National Science Museum (Nat. Hist), Tokyo, for his constant guidance and kind and appropriate revisings given to my original manuscripts of my papers. I am indebted to Mr. DRUMONT Alain, Belgium for his advice and help on materials concerning this study.

***Bandar kurosawai* sp. nov.**

(Figs. 1–2)

A medium- or large-sized species of elongated cylindrical body form and with rather short antennae. Integument chestnut-brown, more dark-colored on head including eyes, mandibles, basal parts of antennae and fore legs, yellowish and more bright on elytra; surface glabrous, mat and partly shiny. Such a combination of characters gives this species a general appearance somehow similar to *Prionotoma* KOLBE of western Africa.

Male. Head small, about 0.6 times as long as wide, finely punctured and with a distinct median groove; antennal tubercles transverse, large but not strongly raised; eyes large, interspace between eyes slightly narrower than each eyelobe; mandibles short, external lines obtusely angulate inwards, internal lines almost straight and each furnished with two distinct internal dents.

Antennae about 0.7–0.8 times as long as body; segment 1 about 0.77 times as long as head, segment 3 about 1.37 times as long as segment 1, robust and prismatic, segments 1–3 irregularly punctured on dorsal side and roughly granulate on ventral side, segment 4 about 0.67 times as long as segment 1 and much narrower than segment 3, segment 5 a little narrower in width and longer in length than segment 4, segment 5 and remainders almost of the same width and gradually increasing in length to apex, segment 11 a little longer than segment 1, segments 3–11 smooth and segments 5–10 partly depressed and sub-acutely angulate near the apico-external ends (“moitié rostrale” by the expression of QUENTIN and VILLIERS, 1978, 1981).

Pronotum about 1.53 times as long as head, 1.76 times as wide as maximum width of head at base and almost straightly narrowed apicad; both basal and apical angles acute but not furnished with distinct spines; lateral margins furnished with 12–15 small dents; dorsum roughly punctured and obtriangular impunctate part at the middle near base. Scutellum lingulate, without distinct punctures and granules.

Elytra roughly punctured and rather shiny in basal fourth and other portions mat and minutely granulate or shallowly vermiculate, slightly wider than maximum width of pronotum, widest just after the middle and moderately narrowed towards both ends, smoothly rounded apicad and not furnished with apical dent; each elytron with four costae; inner two costae starting from humerus, almost running parallel and disappearing just before apex; outer two starting at basal fourth and disappearing a little before inner two, four costae usually not meeting one another but outer two sometimes meeting basad.

Ventral surface generally glabrous, mat and smooth, covered with short reddish yellow pubescence on meso- and metepisterna and metasternum.

Legs rather short and slender, femora and tibiae smooth on dorsal sides and with small dents on undersides; tarsal segments narrow, segment 1 slightly longer than segments 2 and 3 combined, segment 3 deeply bilobate, claw segment as long as combined length of segments 1–3.

Male genital organ similar to that of *B. pascoei* but tegmen shorter and each apex of lateral lobes rectangularly truncate apicad and not elongatedly separately rounded as in *B. pascoei*.

Body length: 49.4–74.7 mm.

Female. Similar to male in general appearance though a little wider. Antennae about a half as long as body, segment 3 about 0.54 times as long as pronotum, narrowest at the base and widened apicad, segments 6 and 10 angulate at external apices.

Body length: 52.7 mm

Type series. Holotype: ♂, Tavau, Sabah, East Malaysia, 1–IV–1995. Deposited in the collection of the National Science Museum (Nat. Hist.), Tokyo. Paratypes: 2 ♂♂, same locality, 9–IV–1996; 1 ♀, Trus Madi, 3–V–2000, 1 ♂, same locality, V–2001.

Notes. *Bandar kurosawai* sp. nov. is allied to *B. pascoei* LANSBERGE but can easily be distinguished by the following points: body more convex and shiny; antennae shorter, with segment 3 shorter than 0.8 times the length of pronotum in both sexes, legs shorter. The relationship between this species and *B. khooi* HAYASHI, stat. nov. is given below.

Bandar khooi (HAYASHI), stat. nov.

(Fig. 3)

Macrotowa [sic!] (*Bandar*) *fisheri* ssp. *khooi* HAYASHI, 1975, Bull. Osaka Jonan Women's Jr. Coll., (10): 168, pl. 1, fig. 2.




Bandar pascoei pascoei: QUENTIN & VILLIERS, 1981 [nec LANSBERGE] (pro parte), Anns. Soc. ent. Fr., (N.S.), 17: 363–364.

Male. Generally agreeing with the original description which was given on a female except for the following points: Body slenderer, elytra 2.4 times as long as wide. Antennae about 0.65 times as long as body; segment 3 about 1.31 times as long as segment 1 and slightly longer than a half of pronotum, segment 3 almost prism-formed but the inner face is a little rounded, narrowed at base, widened apicad and then roundly ending so as to show somehow drip-formed appearance; segments 7–10 obtusely angulate at each apico-external end. Male genital organ closely similar to those of *B. kurosawai* but the median lobe is slenderer and each lateral lobe is rounded apicad.

Body length: 48.4 mm.

Specimen examined. 1 ♂, SW Pahang near Bukit Tinggi, Malaysia, 3–IV–1980, Y. KOH leg.

Notes. This species is close to *B. pascoei* but is easily distinguished by very short third antennal segment. I examined 230 ♂♂, 17 ♀♀ of *B. pascoei* from many localities of Malaysia and Indonesia and confirmed that the range of variation in the ratio of the third antennal segment to the pronotum within this area is 1.10–1.24 in male (0.96–1.01 in female) while *B. khooi* has that of only 0.54 (0.51 in female). This



Figs. 1-3. *Bandar* spp., habitus. — 1-2. *B. kurosawai* sp. nov.; 1, male, 2, female. — 3. *B. khoi* HAYASHI, 1975; male.

feature was well described by HAYASHI (1975) and such a difference is usually regarded not as an individual variation but as a specific peculiarity. QUENTIN and VILLIERS (1981) noted that it was a little adventurous to regard this name as a junior synonym of *B. pascoei* because they estimated the characteristics of this specimen (the holotype of *B. khooi*) not corresponding to usual individual variation in the Macrotomini. I therefore suppose that the principal reason why *B. khooi* was considered as a subspecies of *B. fisheri* or even as a mere variation of *B. pascoei* came from the fact that it was known only from one example and that *B. pascoei* was very abundant throughout Southeast Asia. For the same reason, I also hesitated to regard *B. khooi* as an independent species when the first male was recognized and decided to wait until some new materials would be added. Unfortunately, no additional specimen has been found in recent ten years. However, the discovery of *B. kurosawai* sp. nov. gives a very good clue for confirming the affinity of this species.

Bandar khooi and *B. kurosawai* sp. nov. are closer to each other than to any other species, and of these two species, *B. kurosawai* sp. nov. is placed a little nearer to *B. pascoei* in view of the structure of the antennae. *Bandar khooi* is different from *B. kurosawai* sp. nov. in the following points: antennae shorter, with segment 3 shorter and less strictly prism-formed and somehow drip-formed in both sexes (the ratio of the segment 3 to the pronotum is about 0.65 in male (0.51 in female) while in *B. kurosawai* 0.73–0.79 in male (0.54 in female)), segments 5–10 not strongly angulate; pronotum and elytra more convex and shiny, legs shorter.

Emendation of Characteristics of the Genus *Bandar*

The following characteristics are to be changed in the description of the genus *Bandar* given by QUENTIN and VILLIERS (1981).

- 1) The interspace between the upper eye-lobes is 0.5–0.9 times as long as each eye-lobe.
- 2) The antennae are 0.65–1.04 times as long as the body in male, about 0.51–0.76 times in female. The segment 3 of the antennae is 0.65–1.24 times as long as the pronotum in male, 0.51–1.01 times in female.

要 約

小宮次郎：マレーシア産 *Bandar* 属の1新種の記載および1亜種の地位の再検討。—— *Bandar* 属は、QUENTIN & VILLIERS (1981) により *B. pascoei* 1種とその亜種に整理され、この扱いが近年、標準的に引用されている。しかし、マレーシアのサバ州から1新種が発見された。また西マレーシアの *B. khooi* HAYASHI は、前記論文で *B. pascoei* LANSBERGE のシノニムとされていたが、独立した種であることが判明した。上記の新種は、その存在を私に示唆して下さった故黒澤良彦博士に献名し、*Bandar kurosawai* sp. nov. と命名した。これら2種は、*B. pascoei* に比較して触角第3節がはるかに短く、前胸の長さに比して *B. pascoei* が雄で1.2倍、雌で1.0倍であるのに対し、*B. kurosawai* sp. nov. は雄0.8倍弱、雌0.5倍強、*B. khooi* は雄0.65倍、雌0.5倍で、さらにやや滴

涙型であるため、容易に区別できる。

References

- HAYASHI, M., 1975. On some longicorn beetles from Borneo and Malaya, chiefly from the entomological result of Dr. M. HAYASHI's S.E. Asian Expedition in 1970. *Bull. Osaka Jonan Women's Jr. Coll.*, (10): 167–209, pls. 6.
- LAMEERE, A., 1903. Révision des Prionides (Septième mémoire – Macroto mines). *Annls. Soc. ent. Belg., Bruxelles*, **11**: 1–216.
- LANSBERGE, J. W., 1884. Catalogue des Prionides de l'Archipel Indo-Néerlandais, avec descriptions des espèces nouvelles. *Notes Leyden Mus.*, **6**: 135–160.
- QUENTIN, R. M., & A. VILLIERS, 1978. Genera et catalogue raisonné des Prioninae africains II. Macroto mini (Col. Ceramb.) (1). *Annls. Soc. ent. Fr.*, (N. S.), **14**: 207–274.
- 1981. Les Macroto mini de l'ancien monde (Région Éthiopienne exclue) (Col. Ceramb. Prioninae). *Ibid.*, **17**: 359–393.